



**Parent  
Information  
On Our Way to  
K (inergarten)  
Fall 2023**





## Purpose of this information ...

To provide you with an opportunity to learn more about the Transition to School -- **On Our Way to K!** events for 2023/2024.

And

To share information to encourage your child's love of learning as they get ready to go to Kindergarten.

# Transition to Kindergarten

## On Our Way To K!

5  
Steps

1. Kindergarten Registration

2. Information for Parents/Guardians

3. Early Years Evaluation (EYE-DA)

4. School Visit #1

5. School Visit #2

Please ensure that you have provided the **required** registration information to the school:

- Child's Birth Certificate
- Child's Medicare Card
- Child's Immunization Records
- Proof of Residence (copy of phone/electric bill, etc.)



## Step 3. Early Years Evaluation – Direct Assessment (EYE-DA)

- The ***Early Years Evaluation-Direct Assessment*** is an assessment administered one-on-one with children soon to enter Kindergarten.
- The EYE-DA takes approximately 45 minutes per child.
- Colourful pictures and physical activities makes the EYE-DA fun for children.
- Parents sit with their children during the EYE-DA and will receive the results and additional information during the appointment.





# What does the EYE-DA assess?





The EYE-DA assesses four key areas of a child's development:

1. **Awareness of Self and Environment** – e.g. Knowing what a police officer does, knowing colors, opposites...
2. **Cognitive Skills** – e.g. Knowing rhymes, some letters...
3. **Language and Communication** – e.g. Speaking in full sentences, understanding instructions...
4. **Physical Development** – e.g. Using crayons, scissors, hopping on one foot...



# EYE-DA Results

- After the EYE-DA is complete, parents will receive their child's results immediately.
- Results are presented using the colour codes described below:

[Green]		Appropriate development
[Yellow]		Experiencing some difficulty
[Red]		Experiencing significant difficulty
		Not complete ( <i>Child did not complete enough items in the domain to generate a result</i> ).



## What is the EYE-DA Used For?

### The EYE-DA is used to:

- **Assess** areas of strength, and areas yet to be developed;
- **Identify children** who may need extra support;
- **Monitor learning gains** during first years of school; and,
- Support a **positive transition** to school.



## Results can be used to:



Identify children who may require extra support.



Provide guidance and assistance to children.



Inform & involve parents in meaningful ways.

## Step 4: School Visit #1

- This visit offers children and their parents a brief opportunity to spend time in a Kindergarten classroom with soon-to-be friends and teachers. Children will be invited to take part in activities.
- Invitations will be sent to you by the school; please ensure that the school has been advised of any address changes.
- This visit typically occurs in January, February or March.



## Step 5: School Visit #2

- This visit offers children and their parents an opportunity to spend part of a day in a classroom with Kindergarten Teachers. During this time children will gain a sense of what school will be like through planned activities and they will meet some of their future classmates.
- Invitations will be sent to you by the school; please ensure that the school has been advised of any address changes.
- This visit typically happens in late May/early June.





# Parent/School Partnership

- A child's formal education begins in Kindergarten, but learning begins at birth.
- Parents are their child's first teacher and parents know their child best.
- A positive partnership between parents and school contributes to positive outcomes for children.



Easing the  
Transition to  
School

Four Areas of  
Developmental  
Growth

## 1. Social Development

### *Key Skills*

Sharing

Taking turns

Playing with others

Making decisions

Independence

Easing the  
Transition to  
School

Four Areas of  
Developmental  
Growth

## 2. Emotional Development

### *Key Skills*

Understanding feelings

Taking responsibility

Willingness to try new activities

Being able to solve problems

Feeling secure through routines



Easing the  
Transition to  
School

Four Areas of  
Developmental  
Growth

### 3. Language & Intellectual Development

#### *Key Skills*

Engaging in conversations/oral  
language

Knowing rhymes and songs

Being aware of numbers and letters

Knowing about books

Easing the  
Transition to  
School

Four Areas of  
Developmental  
Growth

## 4. Motor Development

### *Key Skills*

Running, jumping and climbing

Holding scissors and pencils

Dressing independently

Being active



**Every day at school counts!**  
Regular attendance is very important.  
Missed days means missed learning opportunities!

# Thank You!

We look forward to supporting you with your child's transition to school through the planned events that we have shared with you during this presentation!

